























Housing, CFC, Retirement



1. Where do you live?			
		Response Percent	Response Count
Scholars		24.4%	50
Faculty		38.5%	79
Sutton Terrace		9.8%	20
E70th St		12.2%	25
E80th		3.4%	7
E84th		2.4%	5
Roosevelt		2.0%	4
Lyden House		1.0%	2
Other, please specify zipcode		6.3%	13
		answered question	205
		skipped question	1



2. What kind of housing do you live in?			
		Response Percent	Response Count
Studio		20.0%	41
1BR		46.3%	95
2BR		27.8%	57
3BR		2.4%	5
Other (please specify)		3.4%	7
		answered question	205
		skipped question	1



3. What is your ANNUAL HOUSEHOLD income?			Response Percent	Response Count
40-50,000			40.1%	81
50-60,000			16.8%	34
60-70,000			5.4%	11
70-80,000			4.5%	9
80-90,000			9.9%	20
90-100,000			10.4%	21
100-110,000			4.5%	9
110-120,000			2.5%	5
over 120,000			5.9%	12
			answered question	202
			skipped question	4



4. How many family members are there in your household, including yourself			Response Percent	Response Count
1			32.2%	66
2			40.5%	83
3			15.6%	32
4			8.8%	18
5			1.5%	3
>5			1.5%	3
			answered question	205
			skipped question	1






5. What percentage of your annual household income do you spend on rent?			
		Response Percent	Response Count
20-30		26.9%	54
30-40		28.4%	57
40-50		25.9%	52
50-60		13.4%	27
60-70		4.0%	8
70-80		0.5%	1
Other (please specify)		1.0%	2
		<i>answered question</i>	201
		<i>skipped question</i>	5








6. Is the cost of utilities, internet and phone included in your rent? Skip to #8 if you answer Yes.			
		Response Percent	Response Count
Yes		37.5%	75
No		62.5%	125
		<i>answered question</i>	200
		<i>skipped question</i>	6



7. If you answered No in #6 above, how much do you spend (on average) on			
		Response Percent	Response Count
Utilities		89.1%	106
Telephone/ Internet		83.2%	99
		<i>answered question</i>	119
		<i>skipped question</i>	87



8. If you live in RU housing, would you prefer to see utilities usage on your monthly bill?			Response Percent	Response Count
Yes			67.0%	118
No			33.0%	58
			<i>answered question</i>	176
			<i>skipped question</i>	30

9. If you live in RU housing have you had repairs done in your house? If you answer No, skip to #11.			Response Percent	Response Count
Yes			45.2%	85
No			54.8%	103
			<i>answered question</i>	188
			<i>skipped question</i>	18



10. Housing repair details			
		Response Percent	Response Count
What were the repairs for?		96.5%	82
How much did you pay?		95.3%	81
Were the repairs done by RU or did you get off-campus companies? If non-RU, name the company		91.8%	78
If the repairs were done by RU, do you think they were reasonably priced?		64.7%	55
If the repairs were done by RU, do you think they were done in a timely manner?		90.6%	77
		answered question	85
		skipped question	121

11. If you currently live in RU housing, will you consider non-RU housing if the rent increases by			
		Response Percent	Response Count
\$100		16.0%	30
\$200		25.5%	48
\$300		16.0%	30
\$400		5.9%	11
\$500-\$1000		9.6%	18
I am already looking for alternate housing		9.6%	18
I will always stay in RU housing		17.6%	33
		answered question	188
		skipped question	18





12. Have you signed / renewed your lease with Housing @RU less than a year from today				
			Response Percent	Response Count
Yes		80.9%	157	
No		19.1%	37	
			<i>answered question</i>	194
			<i>skipped question</i>	12

13. Do you think RU housing is sufficiently subsidized?				
			Response Percent	Response Count
Yes		31.4%	61	
No		68.6%	133	
			<i>answered question</i>	194
			<i>skipped question</i>	12

14. 12. Please list any additional complaints/ comments/concerns/suggestions that you would like the PDA to bring up in its next housing meetin				
			Response Count	
			79	
			<i>answered question</i>	79
			<i>skipped question</i>	127

15. Do you have children? If you answer Yes below, proceed to next questions. If no, skip to Page 3.				
			Response Percent	Response Count
Yes			29.9%	60
No			70.1%	141
			<i>answered question</i>	201
			<i>skipped question</i>	5

16. How many children do you have						
	1	2	3	4	Response Count	
Below 5 years of age	75.5% (40)	24.5% (13)	0.0% (0)	0.0% (0)	53	
Above 5 years of age	76.9% (10)	23.1% (3)	0.0% (0)	0.0% (0)	13	
					<i>answered question</i>	60
					<i>skipped question</i>	146

17. How are your children supervised				
			Response Percent	Response Count
CFC			47.2%	25
Private Nanny			15.1%	8
Family member			34.0%	18
They are old enough			3.8%	2
			Other (please specify)	13
			<i>answered question</i>	53
			<i>skipped question</i>	153






18. If you do not use the CFC, why not?			
		Response Percent	Response Count
Cost		55.0%	11
Convenience		15.0%	3
Timing		30.0%	6
Other (please specify)			20
		answered question	20
		skipped question	186



19. What percent of your annual household income do you spend on child care?			
		Response Percent	Response Count
<5		9.1%	5
5-10		14.5%	8
10-15		21.8%	12
15-20		21.8%	12
20-25		14.5%	8
25-30		5.5%	3
>30		12.7%	7
		answered question	55
		skipped question	151



20. Do you think RU CFC is sufficiently subsidized				
			Response Percent	Response Count
Yes			38.6%	22
No			61.4%	35
			<i>answered question</i>	57
			<i>skipped question</i>	149



21. Please list any additional complaints/ comments/concerns/suggestions that you would like the PDA to bring up in its next CFC meeting			Response Count
			15
			<i>answered question</i>
			15
			<i>skipped question</i>
			191




22. Are you concerned about your retirement savings?				
			Response Percent	Response Count
Yes			58.9%	116
Somewhat			30.5%	60
No			10.7%	21
			<i>answered question</i>	197
			<i>skipped question</i>	9





23. What percent of your annual "household" income do you set aside for retirement saving?			Response Percent	Response Count
0-5			74.2%	141
5-10			17.4%	33
10-15			6.3%	12
15-20			1.6%	3
>20			0.5%	1
			<i>answered question</i>	190
			<i>skipped question</i>	16



24. Are your retirement saving plans through RU?			Response Percent	Response Count
Yes			23.1%	43
No			76.9%	143
			<i>answered question</i>	186
			<i>skipped question</i>	20




25. If RU were to institute a retirement saving plan (403B or equivalent) AT THE COST of yearly salary increment, will you participate?			Response Percent	Response Count
Yes			61.2%	112
No			38.8%	71
			<i>answered question</i>	183
			<i>skipped question</i>	23

26. If you are a research associate, do you use Flex accounts?			
		Response Percent	Response Count
Yes		11.7%	13
No		88.3%	98
		<i>answered question</i>	111
		<i>skipped question</i>	95

27. If you answered Yes to Question 5 above, what do you use them for? (mark all that apply)			
		Response Percent	Response Count
Education		21.4%	3
Healthcare		64.3%	9
Childcare		35.7%	5
Travel		0.0%	0
		Other (please specify)	0
		<i>answered question</i>	14
		<i>skipped question</i>	192

28. If you are a postdoctoral fellow, how likely will you be to use Flex accounts?			
		Response Percent	Response Count
Not at all		27.6%	37
Somewhat likely		46.3%	62
Likely		16.4%	22
Very likely		9.7%	13
		<i>answered question</i>	134
		<i>skipped question</i>	72

29. Do you use RU healthcare?			
		Response Percent	Response Count
Yes		84.5%	164
No		15.5%	30
If not, please specify why not			19
answered question			194
skipped question			12

30. If you use RU healthcare, please state whether you are happy with your provider.			
		Response Percent	Response Count
Not at all, I am considering alternatives		6.1%	10
Somewhat happy		61.0%	100
Very happy		32.9%	54
answered question			164
skipped question			42

31. Please list any additional complaints/ comments/concerns/suggestions that you would like the PDA to bring up in its next finance/administration meeting		Response Count
		20
answered question		20
skipped question		186